

Electric forklift

B-X series

40/45/50/55B-X



Next-Generation Electric Power, A New Level of Innovation

THE NEXT GENERATION

B-X



Powerful Performance, Electric Innovation

Equipped with high-performance batteries that deliver output equivalent to ICE forklifts, these electric models ensure efficient operation in both indoor and outdoor environments.



Rugged Durability Meets Comfortable Operation

By incorporating core components such as the cabin and tire used in ICE powered forklifts, this series maintains durability while providing a low-noise, low-vibration design for a cleaner and more pleasant working environment — indoors and out.



Fast Charging, High Efficiency

Delivers exceptional work efficiency with up to 14 hours of operation on a single charge.
(*Based on the 93kWh battery option for the 45B-X model.)



Proven Battery Safety and Long-Lasting Durability

Batteries are UL and CE certified to ensure operational safety and are rated IP67 for water resistance, making them suitable for outdoor use under various conditions.



Hi-Care Service

Feel confident with the Hi-Care service from Hyundai Material Handling — Rapid maintenance support from certified Hyundai industrial vehicle engineers along with customised safety training tailored to your needs.

*ICE - internal combustion engine UL: North American certification (Underwriters Laboratories) CE: European certification (Conformité Européenne)





ENERGY & PERFORMANCE

Experience powerful performance and exceptional productivity with our advanced electric system.

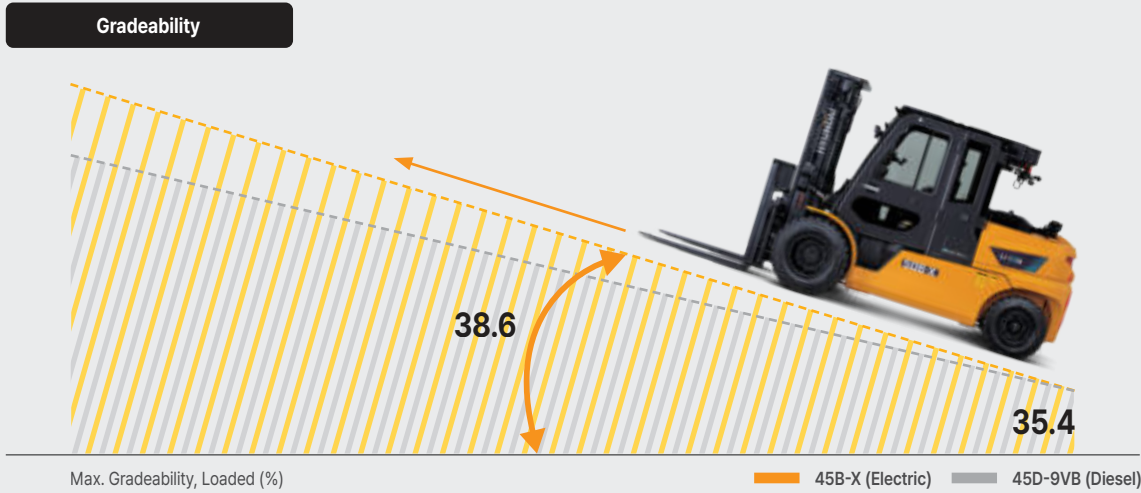


Same tires as ICE powered forklifts

Equipped with tire options identical to those on ICE powered models, ensuring smooth and stable performance even in outdoor environments.



Performance Equal to
ICE Powered Models

Delivers outstanding operational performance in any environment
with output equivalent to that of ICE powered forklifts.




Efficient thermal management system



The water-cooled cooling system effectively controls heat buildup, allowing the machine to maintain optimal performance even during heavy-duty operation.

Reduced minimum turning radius



With a turning radius 2.5in less than ICE powered models, this forklift allows for agile and efficient operation even in tight spaces. (Based on 45D-9 model)



**Fast Charging, Long Usage
A Charging Solution that Enhances
Productivity and Stability**

A charging solution that enhances productivity and stability.
Up to 14 hours of operation with around 2 hours of charging.
This minimises work interruptions and maximises field efficiency.
(*Based on 93kWh battery/charger configuration)

Standard lithium battery included



Comes equipped with high-performance lithium batteries for extended runtime and fast charging, improving work convenience and efficiency.

Battery heating & Cooling system



Maintains optimal battery temperature regardless of external conditions, ensuring stable performance even in extremely hot or cold environments.

Battery fire-retardant system



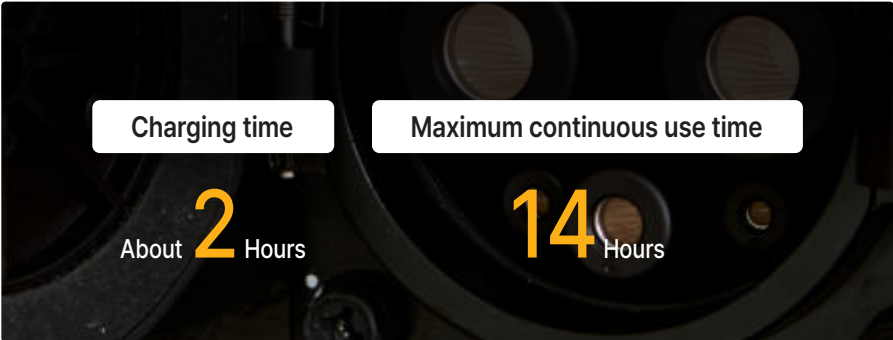
Through constant battery monitoring, the system prevents overheating, overcurrent, and over-discharge, and automatically controls charging/discharging if abnormalities are detected.

Safe charging indoors or outdoors



Designed with IP54-rated water and dust protection, the charger can be safely installed outdoors and includes various safety features to ensure stable charging under all conditions.
(Available in 20/40/120kW options)

Charging solution & Battery runtime information



* Based on 93kWh battery option.
* Battery charging time and runtime may vary depending on operational conditions.



CONVENIENCE

Work smarter with low noise,
low vibration & high comfort.

LCD cluster display

The high-visibility LCD cluster allows real-time monitoring of the battery level, machine temperature, error/warning messages, and more. It also lets you easily adjust driving modes with safety/convenience features to suit your working environment.





Reduced noise for the operator



Thanks to a low-noise design, cabin noise is reduced by 12dB compared to similar engine models, providing a more pleasant, comfortable and safe working environment.

Constant optimal heating & cooling system



Regardless of engine RPM or coolant temperature, the system delivers maximum heating and cooling performance for all-day comfort.

Dual brake pedals




To accommodate drivers accustomed to engine powered forklifts, dual brake pedals allow for two-foot driving, improving operator convenience and safety.

Various Driver Convenience Features for Easier Operation

Creep mode (Optional)

Smooth low-speed movement without using the accelerator pedal while allowing fine movement and reducing operator fatigue



Allows travel at 1 km/h without pressing the accelerator

Auto hold / Auto parking

These functions enhance safety by automatically applying the parking brake when the forklift is stationary or the driver dismounts.



Auto hold: Engages parking brake automatically when brake pedal is held for over 4 seconds
Auto parking: Engages parking brake when the operator leaves the seat

Anti-rollback

Even on slopes, the system gently controls speed to prevent the forklift from rolling back, helping ensure safe stopping and restarting.



Always park on level ground when using this function for safety.

Drive mode selection

Operators can choose the most suitable driving mode depending on their preferences and working environment.



N (Normal) : Same acceleration feel as ICE forklifts
H (High) : Implement instant acceleration performance for fast task processing
E (Economic) : Smooth acceleration performance with fuel efficiency



SAFETY

When it comes to safety, there is no compromise. We use the most advanced technologies to ensure the safest working environment.

Pedestrian detection system (Optional)

A smart safety-assist system is designed to prevent collisions between pedestrians and forklifts. When the camera detects a person nearby, the system highlights the surrounding area in yellow on the monitor, providing a clear visual warning to the operator.



Blue spot & Red zone (Optional)

Blue spot projects a blue light in front of the forklift, warning pedestrians ahead of approaching equipment. Red zone creates a visual safety boundary around the forklift using red lighting to help prevent accidents and protect everyone in the workplace.





High voltage cable safety design

High-voltage cables are covered in a bright orange material for easy identification. Thorough insulation and robust protection technology help ensure operational safety.

MAINTENANCE

A design focused on easy servicing and economical maintenance allows for reliable long-term operation.

High-voltage system power cut-off switch



To ensure safe maintenance, the forklift includes a Main Service Disconnect (MSD) for isolating the high-voltage system when necessary.

Rear cover



The rear cover features a gas spring design for easy and effortless opening and closing, enhancing user convenience during maintenance.

Sub bonnet



The sub bonnet can be easily opened and closed, making internal inspections and maintenance more convenient.

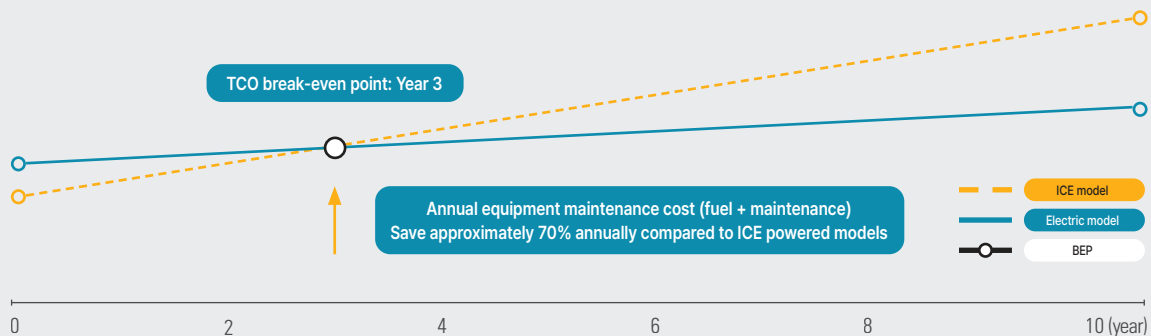
TCO

Total cost of ownership

Total cost of ownership (TCO) comparison : Next-gen electric model (B-X) vs. ICE powered model (D-9VB)



Estimated savings at year 10: Approx. \$58,000





Load sensing system (Optional)



Displays the current load weight in real time on the cluster display. Alerts the operator with a warning alarm when the rated load capacity is exceeded.

Mast shock absorber (Optional)



Reduces vertical vibrations in the mast that occur while driving with a load, increasing overall work stability and comfort.

12V socket & USB charger



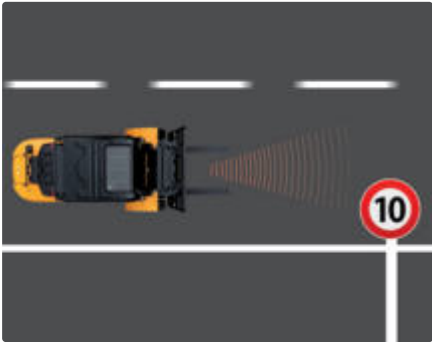
Provides convenient in-cabin power supply for accessories through a 12V socket and USB charging port.

Charging port protection cover



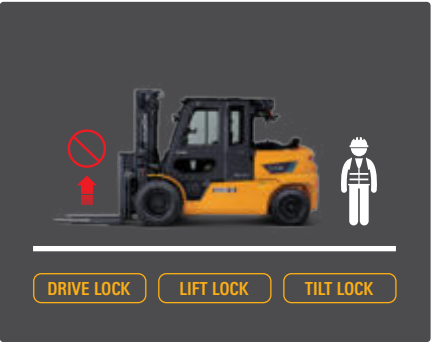
A protective cover shields the charging port from external impact, dust, and moisture, ensuring safe and long-lasting terminal use.

Maximum travel speed limiter



Limits the forklift's maximum speed to comply with site-specific safety regulations and promotes safer driving conditions.

Operator Presence Sensing System



When the operator leaves the seat, the system automatically disables all movement —mast operation and vehicle motion are locked even if controls are engaged.



A Data-driven Solution for Field Management

With the all-new Hi MATE, you can manage forklift fleets at your logistics site. Visualised data supports the development of management plans for improving safety, boosting productivity, and reducing costs on-site.



Fleet-Level Equipment Operation Management

- Real-time monitoring and post-operation management support by fleet, vehicle, and operator
- Provides operation efficiency, utilisation trends, route tracking, fault alerts, and consumable status



Wireless Configuration and Software Update Support

- Remote configuration of key operational features and wireless software update capability
- Supported models are being expanded



Enhanced Smartphone App

- Fleet and vehicle-level monitoring, remote settings, and work instructions
- Compatible with Galaxy (Android) and iPhone devices

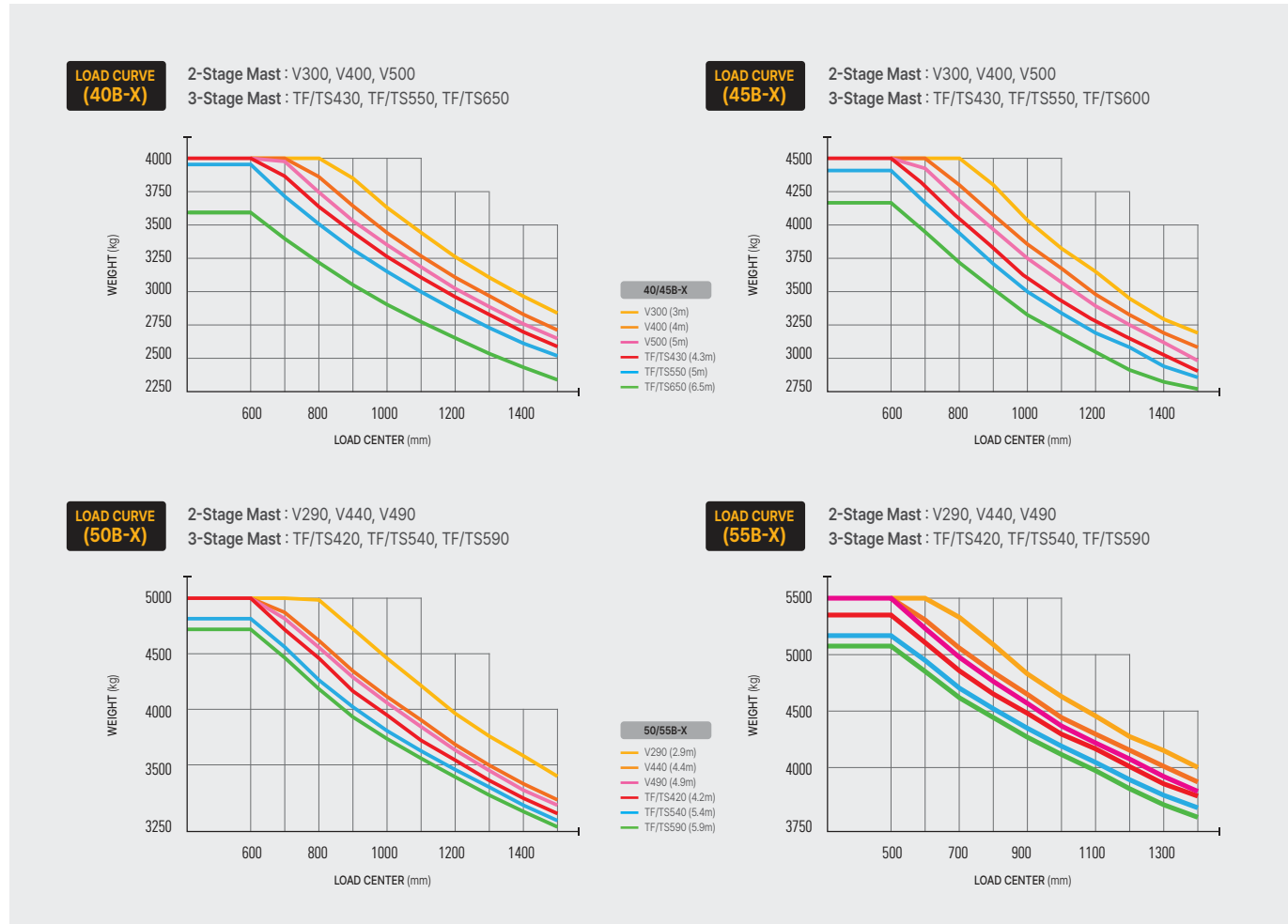


External Communication & Authentication Device Compatibility

- Compatible with third-party communication terminals and operator authentication devices
- Supports basic features such as operation data management

New B-X Series

Load Capacity



Mast Specifications (40B-X)

Mast Type		Maximum Fork Height	Overall Height (Lowered)		Free Lift Height	Tilt Angle		Load Capacity (S/S without)		Load Capacity (S/S with)		Truck Weight (Unloaded)	
			Single	Double		FWD	RWD	Single	Double	Single	Double	Single	Double
		mm	mm	mm	mm	deg	deg	kg	kg	kg	kg	kg	kg
Standard (2-Stage)	V270	2,720	2,085	2,070	120	8	10	4,000	4,000	3,660	3,650	6,300	6,407
	V300	3,020	2,235	2,220	120	8	10	4,000	4,000	3,660	3,650	6,330	6,437
	V330	3,320	2,385	2,370	120	8	10	4,000	4,000	3,660	3,650	6,368	6,475
	V350	3,520	2,535	2,520	120	8	10	4,000	4,000	3,660	3,650	6,391	6,498
	V370	3,720	2,635	2,620	120	8	10	4,000	4,000	3,660	3,650	6,411	6,518
	V400	4,020	2,845	2,830	120	8	10	4,000	4,000	3,660	3,650	6,453	6,560
	V430	4,320	2,995	2,980	120	8	10	4,000	4,000	3,660	3,650	6,483	6,590
	V450	4,520	3,095	3,080	120	8	6	4,000	4,000	3,660	3,650	6,566	6,673
2-Stage Full Free Lift	V500	5,020	3,345	3,330	120	8	6	4,000	4,000	3,660	3,650	6,617	6,724
	VF280	2,805	2,135	2,120	1,258	8	8	4,000	4,000	3,660	3,650	6,341	6,445
	VF300	3,005	2,235	2,220	1,358	8	8	4,000	4,000	3,660	3,650	6,367	6,471
	VF315	3,155	2,325	2,310	1,448	8	8	4,000	4,000	3,660	3,650	6,386	6,491
3-Stage Full Free Lift	TF/TS370	3,730	2,035	2,020	1,149	8	8	4,000	4,000	3,660	3,650	6,557	6,664
	TF/TS400	4,030	2,135	2,120	1,249	8	8	4,000	4,000	3,660	3,650	6,587	6,694
	TS420	4,210	2,175	2,160	1,289	8	8	4,000	4,000	3,660	3,650	6,607	6,714
	TF/TS430	4,330	2,235	2,220	1,349	8	8	4,000	4,000	3,660	3,650	6,618	6,725
	TF/TS450	4,510	2,295	2,280	1,409	8	8	4,000	4,000	3,660	3,650	6,637	6,744
	TF/TS470	4,720	2,385	2,370	1,499	8	8	4,000	4,000	3,660	3,650	6,673	6,780
	TF/TS500	5,020	2,485	2,470	1,599	8	6	4,000	4,000	3,660	3,650	6,696	6,803
	TF/TS550	5,520	2,665	2,650	1,779	8	6	3,950	3,970	3,610	3,620	6,757	6,864
	TF/TS600	6,030	2,845	2,830	1,959	8	6	3,720	3,740	3,400	3,410	6,826	6,933
	TF/TS650	6,540	3,025	3,010	2,139	8	6	3,590	3,600	3,270	3,270	6,867	6,974

Mast Specifications (45B-X)

Mast Type		Maximum Fork Height	Overall Height (Lowered)		Free Lift Height	Tilt Angle		Load Capacity (S/S without)		Load Capacity (S/S with)		Truck Weight (Unloaded)	
			Single	Double		FWD	RWD	Single	Double	Single	Double	Single	Double
		mm	mm	mm	mm	deg	deg	kg	kg	kg	kg	kg	kg
Standard (2-Stage)	V270	2,720	2,085	2,070	120	8	10	4,500	4,500	4,100	4,090	6,768	6,878
	V300	3,020	2,235	2,220	120	8	10	4,500	4,500	4,100	4,090	6,798	6,908
	V330	3,320	2,385	2,370	120	8	10	4,500	4,500	4,100	4,090	6,836	6,946
	V350	3,520	2,535	2,520	120	8	10	4,500	4,500	4,100	4,090	6,859	6,969
	V370	3,720	2,635	2,620	120	8	10	4,500	4,500	4,100	4,090	6,879	6,989
	V400	4,020	2,845	2,830	120	8	10	4,500	4,500	4,100	4,090	6,921	7,031
	V430	4,320	2,995	2,980	120	8	10	4,500	4,500	4,100	4,090	6,951	7,061
	V450	4,520	3,095	3,080	120	8	6	4,500	4,500	4,100	4,090	7,034	7,144
2-Stage Free Lift Mast	V500	5,020	3,345	3,330	120	8	6	4,500	4,500	4,100	4,090	7,085	7,195
	VF280	2,805	2,135	2,120	1,258	8	8	4,500	4,500	4,120	4,090	6,804	6,914
	VF300	3,005	2,235	2,220	1,358	8	8	4,500	4,500	4,120	4,090	6,830	6,940
	VF315	3,155	2,325	2,310	1,448	8	8	4,500	4,500	4,120	4,090	6,849	6,959
3-Stage Full Free Lift	TF/TS370	3,730	2,035	2,020	1,149	8	8	4,500	4,500	4,110	4,090	7,025	7,137
	TF/TS400	4,030	2,135	2,120	1,249	8	8	4,500	4,500	4,110	4,090	7,055	7,167
	TS420	4,210	2,175	2,160	1,289	8	8	4,500	4,500	4,110	4,090	7,075	7,187
	TF/TS430	4,330	2,235	2,220	1,349	8	8	4,500	4,500	4,110	4,090	7,086	7,198
	TF/TS450	4,510	2,295	2,280	1,409	8	8	4,500	4,500	4,110	4,090	7,105	7,217
	TF/TS470	4,720	2,385	2,370	1,499	8	8	4,500	4,500	4,110	4,090	7,141	7,254
	TF/TS500	5,020	2,485	2,470	1,599	8	6	4,500	4,500	4,110	4,090	7,164	7,277
	TF/TS550	5,520	2,665	2,650	1,779	8	6	4,400	4,420	4,010	4,020	7,226	7,338
	TF/TS600	6,030	2,845	2,830	1,959	8	6	4,150	4,170	3,780	3,780	7,294	7,406
	TF/TS650	6,540	3,025	3,010	2,139	8	6	4,020	4,020	3,660	3,640	7,336	7,448

Mast Specifications (50B-X)

Mast Type		Maximum Fork Height	Overall Height (Lowered)		Free Lift Height	Tilt Angle		Load Capacity (S/S without)		Load Capacity (S/S with)		Truck Weight (Unloaded)	
			Single	Double		FWD	RWD	Single	Double	Single	Double	Single	Double
		mm	mm	mm	mm	deg	deg	kg	kg	kg	kg	kg	kg
Standard (2-Stage)	V290	2,930	2,220	2,205	120	8	10	4,990	4,990	4,560	4,550	7,246	7,362
	V320	3,230	2,370	2,355	120	8	10	4,990	4,990	4,560	4,550	7,271	7,387
	V360	3,630	2,620	2,605	120	8	10	4,990	4,990	4,560	4,550	7,312	7,428
	V390	3,930	2,830	2,815	120	8	10	4,990	4,990	4,560	4,550	7,348	7,463
	V440	4,430	3,080	3,065	120	8	6	4,990	4,990	4,560	4,550	7,451	7,567
	V490	4,930	3,330	3,315	120	8	6	4,990	4,990	4,560	4,550	7,493	7,609
	TF360	3,672	2,035	2,020	1,149	8	8	4,990	4,990	4,570	4,550	7,464	7,568
	TF390	3,972	2,135	2,120	1,249	8	8	4,990	4,990	4,570	4,550	7,490	7,594
3-Stage Full Free Lift	TF/TS420	4,272	2,235	2,220	1,349	8	8	4,990	4,990	4,570	4,550	7,515	7,619
	TF/TS460	4,662	2,385	2,370	1,499	8	8	4,990	4,990	4,570	4,550	7,555	7,659
	TF490	4,962	2,485	2,470	1,599	8	6	4,940	4,990	4,520	4,550	7,580	7,684
	TF/TS540	5,462	2,665	2,650	1,779	8	6	4,790	4,910	4,380	4,480	7,632	7,736
	TF/TS590	5,972	2,845	2,830	1,959	8	6	4,690	4,810	4,290	4,380	7,673	7,776
	TS640	6,482	3,025	3,010	2,139	8	6	4,550	4,680	4,150	4,260	7,714	7,818

Mast Specifications (55B-X, LC500)

Mast Type		Maximum Fork Height	Overall Height (Lowered)		Free Lift Height	Tilt Angle		Load Capacity (S/S without)		Load Capacity (S/S with)		Truck Weight (Unloaded)	
			Single	Double		FWD	RWD	Single	Double	Single	Double	Single	Double
		mm	mm	mm	mm	deg	deg	kg	kg	kg	kg	kg	kg
Standard (2-Stage)	V290	2,930	2,220	2,205	120	8	10	5,500	5,500	5,000	4,990	7,246	7,362
	V320	3,230	2,370	2,355	120	8	10	5,500	5,500	5,000	4,990	7,271	7,387
	V360	3,630	2,620	2,605	120	8	10	5,500	5,500	5,000	4,990	7,312	7,428
	V390	3,930	2,830	2,815	120	8	10	5,500	5,500	5,000	4,990	7,348	7,463
	V440	4,430	3,080	3,065	120	8	6	5,500	5,500	5,000	4,990	7,451	7,567
	V490	4,930	3,330	3,315	120	8	6	5,340	5,460	4,850	4,950	7,493	7,609
3-Stage Full Free Lift	TF360	3,672	2,035	2,020	1,149	8	8	5,500	5,500	5,010	4,990	7,464	7,568
	TF390	3,972	2,135	2,120	1,249	8	8	5,500	5,500	5,010	4,990	7,490	7,594
	TF/TS420	4,272	2,235	2,220	1,349	8	8	5,500	5,500	5,010	4,990	7,515	7,619
	TF/TS460	4,662	2,385	2,370	1,499	8	8	5,370	5,500	4,880	4,990	7,555	7,659
	TF490	4,962	2,485	2,470	1,599	8	6	5,270	5,400	4,790	4,900	7,580	7,684
	TF/TS540	5,462	2,665	2,650	1,779	8	6	5,100	5,230	4,630	4,740	7,632	7,736
	TF/TS590	5,972	2,845	2,830	1,959	8	6	4,990	5,120	4,530	4,640	7,673	7,776
	TS640	6,482	3,025	3,010	2,139	8	6	4,830	4,970	4,380	4,500	7,714	7,818

SPECIFICATIONS (40/45/50/55B-X)

Distinguishing marks						
	Manufacturer (Abbreviation)		Hyundai			
	Manufacturer's model designation		40B-X	45B-X	50B-X	55B-X
1.1	Drive : electric (battery or mains), diesel, petrol, fuel gas		Electric	Electric	Electric	Electric
1.2	Type of operation: hand, pedestrian, standing, seated, order-picker		Seated	Seated	Seated	Seated
1.3	Load capacity / Rated load	Q (kg)	4,000	4,500	4,990	5,500
1.4	Load center distance	c (mm)	600	600	600	500
1.5	Load distance, Center cf drive axle to fork	x (mm)	561	561	561	561
1.6	Wheelbase	y (mm)	2,285	2,285	2,285	2,285
Weights						
2.1	Service weight	kg	6,528	6,898	7,335	7,335
2.2	Axle loading, loaded front/rear	kg	9,366 / 1,162	10,113 / 1,285	10,864 / 1,471	11,378 / 1,458
2.3	Axle loading, unloaded front/rear	kg	3,334 / 3,195	3,327 / 3,572	3,324 / 4,011	3,324 / 4,011
Tire						
3.1	Tires : solid rubber, superelastic, pneumatic, polyurethane		P	P	P	P
3.2	Tire size, front		7.50-16-12PR	7.50-16-12PR	7.50-16-12PR	7.50-16-12PR
3.3	Tire size, rear		7.00-12-14PR	7.00-12-14PR	7.00-12-14PR	7.00-12-14PR
3.5	Wheels, number front / rear (X = driven wheels)		4×2	4×2	4×2	4×2
3.6	Tread, front	b10 (mm)	1,282	1,282	1,282	1,282
3.7	Tread, rear	b11 (mm)	1,140	1,140	1,140	1,140
General Specifications						
4.1	Tilt of mast/fork carriage forward/backward	degrees	8/10	8/10	8/10	8/10
4.2	Height, Mast lowered	h1 (mm)	2,221	2,221	2,221	2,221
4.3	Free lift	h2 (mm)	120	120	120	120
4.4	Lift height	h3 (mm)	3,020	3,020	2,930	2,930
4.5	Height, Mast extended	h4 (mm)	4,234	4,234	4,147	4,147
4.7	Height of overhead guard (Cabin)	h5 (mm)	2,221 (2,233)	2,221 (2,233)	2,221 (2,233)	2,221 (2,233)
4.8	Seat height / Stand height Rel. to Sip	h7 (mm)	1,297	1,297	1,297	1,297
4.12	Coupling height	h10 (mm)	372	360	360	360
4.19	Overall length	l1 (mm)	4,381	4,531	4,587	4,587
4.20	Length to face of forks	l2 (mm)	3,311	3,311	3,387	3,387
4.21	Overall width	b1 (mm)	1417.6 / 1,746	1417.6 / 1,746	1417.6 / 1,746	1417.6 / 1,746
4.22	Fork dimensions	l x e x s (mm)	50 × 150 × 1,070	50 × 150 × 1,220	60 × 150 × 1,200	60 × 150 × 1,200
4.23	Fork carriage ISO 2328, Class / Type A, B		III / A	III / A	III / A	III / A
4.24	Fork - carriage width	b3 (mm)	1,676	1,676	1,676	1,676
4.31	Ground clearance, Below mast, Loaded	m1 (mm)	155	155	155	155
4.32	Ground clearance, Center of wheelbase	m2 (mm)	190	190	190	190
4.34.1	Aisle width for pallets 1000 X 1200 crossways	Ast (mm)	4,748	4,748	4,830	4,830
4.34.2	Aisle width for pallets 800 X 1200 lengthways	Ast (mm)	4,948	4,948	5,030	5,030
4.35	Turning radius	Wa (mm)	2,987	2,987	3,054	3,054
Performance						
5.1	Travel speed, loaded / unloaded	km/h	25.5 / 26	25.5 / 26	25.5 / 26	25.5 / 26
5.2	Lift speed, loaded / unloaded	mm/s	510 / 540	510 / 540	410 / 500	410 / 500
5.3	Lowering speed, loaded / unloaded	mm/s	550 / 550	550 / 550	550 / 550	550 / 550
5.6	Max. drawbar pull, loaded / unloaded	N	41,313 / 40,520	41,356 / 40,441	41,299 / 40,261	41,425 / 40,261
5.8	Max. gradeability, loaded / unloaded	%	42.3 / 23.1	38.6 / 22.0	33.9 / 20.9	32.6 / 20.9
5.10	Service brake		Hydraulic	Hydraulic	Hydraulic	Hydraulic
Motor/Battery						
6.1	Drive motor rating S2 60min	kW	65	65	65	65
6.2	Lift motor rating at S3 15%	kW	33	33	33	33
6.3	Battery acc. to Din 43531/35/36 A, B, C,no		LFP	LFP	LFP	LFP
6.4	Battery voltage, nominal capacity K5	V/Ah	309.12 / 173	309.12 / 173	309.12 / 173	309.12 / 173
6.5	Battery weight	kg	714	714	714	714
Other						
8.1	Type of drive control	AC	AC	AC	AC	AC
8.2	Operating pressure for attachments	bar	215 / 140	215 / 140	215 / 140	215 / 140
8.3	Oil volume for attachments	LPM	60	60	60	60
8.4	Sound Level at the driver's ear According to din 12053	dB (A)	74.5	74.5	74.5	74.5

STANDARD/OPTIONAL FEATURES

Item			40B-X	45B-X	50/55B-X	
Battery & Charger	Battery	53kWh - 309V/173Ah	○	○	○	
		70kWh - 348V/200Ah	○	○	○	
		93kWh - 348V/268Ah	○	○	○	
Charger		20kW, 40kW, 120kW	○	○	○	
		20kW (220V)	○	○	○	
		Portable charger (3.5kW)	○	○	○	
		Multi charger	○	○	○	
OHG	OHG	OHG (2,221mm)	●	●	●	
		High OHG (2,353mm)	○	○	○	
Cabin	Cabin	Cabin (1-door, 2-door, no-door)	○	○	○	
Cabin	A/C	A/C + Heater	○	○	○	
	Seat	Grammer seat + Seatbelt + Armrest	●	●	●	
		Seat accessories: buckle switch, backrest, Heater	○	○	○	
	Other options		Radio + USB + Bluetooth	○	○	○
Fire extinguisher			●	●	●	
Mast & Attachment	Mast	Standard 2-stage mast	● (3,000mm)	● (3,000mm)	● (2,900mm)	
		Optional 2-stage mast (V)	○	○	○	
		Optional 3-stage mast (TF/TS)	○	○	○	
	Fork	Standard fork (1,220mm)	● (1,220mm)	● (1,220mm)	● (1,220mm)	
			Fork length options (1,070-2,400mm)	○	○	○
	Tilt	10°(F)/8°(R)	●	●	●	
		8°(F)/8°(R), 6°(F)/8°(R)	○	○	○	
	Carriage		Integral shaft carriage	●	●	●
			Hook type carriage	○	○	○
			Wide carriage	○	○	○
			Narrow carriage	○	○	○
	Attachment		Side shift	○	○	○
			Side shift & fork positioner	○	○	○

Item			40B-X	45B-X	50/55B-X	
Hydraulics	Lever	Manual lever	●	●	●	
		Fingertip lever (4, 5 spool)	○	○	○	
	MCV		MCV 4 spool	●	●	●
MCV 3, 5 spool			○	○	○	
Attachment piping (3, 4, 5 spool)			○	○	○	
Tyres		Pneumatic tires	●	●	●	
		Solid	○	○	○	
		Non marking	○	○	○	
		Front pneumatic + Rear solid, Front solid + Rear pneumatic	○	○	○	
		Single/double, Front double + Rear Double Coin	○	○	○	
Visibility	Lights	Front/rear LED work lights	●	●	●	
	Mirrors	L/H & R/H side, panoramic, rear	●	●	●	
Convenience		Load sensor	○	○	○	
		Accumulator	○	○	○	
		Auto tilt	○	○	○	
Safety		F/R switch knob	○	○	○	
		OPSS (Operator presence sensing system)	●	●	●	
		Seatbelt Interlock	○	○	○	
	Safety		Master switch (battery cut-off)	○	○	○
			Hi Mate (basic/premium)	○	○	○
			Travel speed limit	○	○	○
			LED beacon	●	●	●
			Red zone/Blue spot	○	○	○
Camera			Rear camera	○	○	○
Other		Pedestrian detection alarm	○	○	○	
		VG46 operating oil	●	●	●	
		Optional oil - VG68 (Tropical), VG15 (Freezer)	○	○	○	
		Under cover	○	○	○	
		Side cover - plastic/steel	○	○	○	

● STD / ○ OPT

DIMENSIONS

